

AMPTELIKE VEILINGSKATALOGUS VIR / OFFICIAL AUCTION CATALOGUE FOR

JANRETHA BONSMARA

Veilingsdatum / Auction Date:
24 June 2026

Data soos op / Data as on:
03 June 2026



SALES UNDER AUSPICES OF BONSMARA SA

Bonsmara stud breeding is subject to the stipulations of the Livestock Improvement Act and conforms to the standards of Bonsmara SA. The Society therefore has the right to implement certain controls to ensure the accuracy of information regarding Parentage, Performance and Estimated Breeding Values.

Information regarding Parentage, Performance and Estimated Breeding Values of animals, as supplied by the breeder, have been verified and compared to the official database of LOGIX BEEF. Bonsmara SA therefore, confirms the accuracy of such information.

To the knowledge of the Society these controls have been carried out accurately. However, the Society does not take any responsibility for incorrect information through printing errors or incorrect information provided by the breeder.

Animals on such sales have been visually screened by Inspectors of Bonsmara SA and comply with the Bonsmara Minimum Breed Standards as stipulated by the Society.

The Society DOES NOT have any control over:

- Immunization and health status of animals
- Pregnancy status of cows and heifers
- Suitability of a bull for breeding
- Fertility status as well as venereal diseases and
- Commercial animals

Since the above is not classified as information regarding Parentage, Performance and Estimated Breeding Values, it DOES NOT fall within the jurisdiction of the meaning "Under the Auspices of Bonsmara SA".



VEILINGS ONDER BESKERMING VAN BONSMARA SA

Bonsmara stoetteling wat onderhewig is aan die bepalings van die Veeverbeteringswet, vind plaas onder die vaandel van Bonsmara SA. Daarom behou die Genootskap hom die reg voor om kontroles volgens bepaalde prosedures uit te oefen ten opsigte van Ouerskap inligting, Prestasiedata en Beraamde Teelwaardes.

Ouerskap inligting, Prestasiedata en Beraamde Teelwaardes soos deur die teler voorsien vir die doel van hierdie katalogus, is gekontroleer en vergelyk met die amptelike databasis soos gehou deur LOGIX BEEF. Bonsmara SA bevestig dus die korrektheid van sodanige inligting.

Alhoewel die kontroles na die beste wete van die Genootskap gedoen is, kan die Genootskap egter nie verantwoordelik gehou word vir foutiewe inligting as gevolg van drukkersfoute of verkeerde inligting deur die telers verskaf nie.

Diere wat op hierdie veilings aangebied word, is onderwerp aan 'n proses van visuele inspeksie deur Keurders van Bonsmara SA en voldoen aan die Bonsmara Minimum Rasstandaarde soos bepaal deur die Genootskap.

Die Genootskap het egter GEEN beheer oor:

- Immunisering en gesondheidstatus van diere
- Dragtigheidstatus van koeie en verse
- Teelgeskiktheid van bulle
- Vrugbaarheidstatus, asook geslagsiektes en
- Kommersiële diere nie.

Aangesien bogenoemde nie val onder die bedoeling met Ouerskap inligting, Prestasiedata en Beraamde Teelwaardes nie, sorteer dit NIE onder die jurisdiksie van die bedoeling "Onder beskerming van Bonsmara SA" nie.



ANIMAL AND PEDIGREE INFORMATION

LOT 1 1 **THE RED CATTLE FARM** 2

3

ABC 150029 4

2015-02-03 5

SP 6

Parentage Sire Dam

DNA

Genomic

DEF 100066 P

11

7 ♂ DEF 050022

8 ♀ GHI 070076 HH(c) 9

AGE/CALV. 14/10
AVG. WJ/CALV. 92/10
ICP 395

JKL 000077 P

12 MNO 030002

AGE/CALV. 19/10
AVG. WJ/CALV. 109/10
ICP 407

1. Lot Number
2. Owner of the animal
3. Herd's logo (if available)
4. Animal Identification Number
5. Birth date
6. Herd book section - NFR / PEN / F0 / A / B / SP
7. Four (4) generation pedigree
8. Genomic testing - it is indicated with the GT logo
9. Polled Status - the status will only be printed for animals that have been tested
10. Parentage Verification - a green tick (✓) indicates that the sire and/or dam has been verified via either microsatellite (DNA), or Genomic testing
11. QR Code - This code can be scanned with a smartphone or tablet. It redirects to the animal's information on www.SABeefBulls.com where all information for the animal is available.
12. Dam information
 - Age and Number of Calvings
 - Average Wean Index and Number of Calves Weaned
 - Intercalving Period


MYOSTATIN STATUS

The animal's status, if tested for myostatin variants, is indicated as follows:

- Not Tested
- 0 - Normal
- 1 - Heterozygous / Carrier of Double-Muscling gene
- 2 - Homozygous / Double-Muscled

LOGIX SELECTION VALUES

Calving Ease Value 109 1	Weaner Calf Value 98 2	Fertility Value 111 3	Maintenance Value 99 4	Cow Value 101 5	Growth Value 98 6	Carcass Value 103 7
---------------------------------------	-------------------------------------	------------------------------------	-------------------------------------	------------------------------	--------------------------------	----------------------------------



2 L♀ GIX Weaner Calf Value

Selection for heavy weaners

Measurements: Weaning weight, Birth weight, and Mature weight
 EBVs: Wean direct & maternal, Birth direct & maternal, Mature weight



6 L♀ GIX Growth Value

Selection for efficient growers on veld and in feedlot

Measurements: Phase C and D Growth test traits
 EBVs: Weaning weight, End weight, ADG and Intake



7 L♀ GIX Carcass Value

Selection for higher meat yields on a carcass

Measurements: Phase C and D Growth test traits, RTU scanning traits
 EBVs: End weight, Eye Muscle Area and Fat



HOW TO USE SELECTION VALUES

Sub-values could also be compatible with your selection goal. Don't select only on the Cow Value

AVERAGE ANIMALS

(NO GROWTH EXTREMES)

- Selection Values 90 to 110
- Cow Value & Fertility Value average to high

A safe choice, as animals are profitable in most environments.

GROWERS

(GOOD ENVIRONMENT)

- Weaner Calf / Growth Value > 110
- Cow Value & Fertility Value average to high

Growers are heavier at birth (lower Calving Ease Value), and heavier at maturity (lower Maintenance Value).

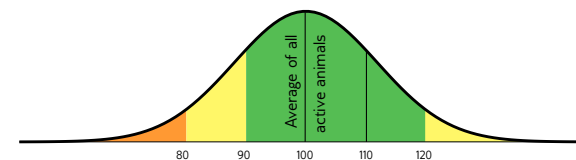
LOW-MAINTENANCE ANIMALS

(HARSH ENVIRONMENT)

- Maintenance Value > 110
- Cow Value & Fertility Value average to high

Lighter cows have a lower maintenance (higher Maintenance Value).

INTERPRETATION OF BREEDING VALUE INDICES AND SELECTION VALUES



Average between 90 and 110, Acceptable between 80 and 120

EXPLANATION OF BREEDING VALUES AND SELECTION VALUES

Traits		Description/Measurement	Goal	General Guidelines						
				<80	<90	90-110	>110	>120		
Selection Values	5 Cow Value	CV	Combination of Calving Ease, Calf Growth, Milk, Maintenance and Fertility Values (Rand-Value)	Profitable Cow	Loss					Profit
	1 Calving Ease Value	CEV	Risk for calving problems (calf too heavy) vs calf too small	Average birth weight	High					Low
	Calf Growth Value	CGrV	Calf's genetic ability for pre-weaning growth	Heavy weaner calf	Light					Heavy
	Milk Value	MlkV	Cow's genetic mothering and milking ability	Enough milk for the calf	Less					More
	4 Maintenance Value	MntV	Maintenance requirements of cow (cow weight and milk)	Low cow maintenance	High				*	Low
	3 Fertility Value	FertV	Fertility and retention of cows and heifers	Fertile cows	Low					High
	2 Weaner Calf Value	WnCV	Combination of calf's weight and cow's milk	Heavy weaner calves	Light					Heavy
	6 Growth Value	GV	Efficient growth on veld and in feedlot (Rand-value)	Profitable growth	Loss					Profit
Cow & Heifer	7 Carcass Value	VarcV	Meat on carcass (Weight and RTU EBVs)	More meat on the carcass	Less					More
	Production Value	PV	Combination of Cow- and Growth values (Rand-value)	Profitable animals	Loss					Profit
	8 Birth Weight Direct	BD	Birth weight (Calf's genetic ability)	Average birth weight	Heavy					Light
	Birth Weight Maternal	BM	Birth weight (Cow's genetic ability)	Easy calving	Heavy					Light
	9 Weaning Weight Direct	WD	Weaning weight (Calf's genetic ability)	Heavy weaner calves	Light					Heavy
	10 Weaning Weight Maternal	WM	Weaning weight (Cow's genetic ability)	Good mothers	Poor					Good
Fertility	18 Mature Cow Weight	MW	Cow weight at weaning of first three calves	Average mature cow weight	Light			*	*	Heavy
	Cow-Calf Birth	CCB	EBV Birth Direct / EBV Mature Cow weight	Average	Low					High
	Cow-Calf Wean	CCW	EBV Wean Direct / EBV Mature Cow weight	High calf-cow ratio	Low					High
	12 Heifer Fertility	HF	Age at first calving	Fertile heifers	Less					More
	13 Cow Fertility	CFE	First 3 inter-calving periods (ICPs)	Fertile cows	Less					More
Growth & Frame	11 Scrotal Circumference	SC	Scrotal circumference as measured during the growth test	Fertile bulls	Less					More
	14 Longevity	LG	Retention of progeny	Acceptable progeny	Poor					Good
	15 Post-Wean Weight	PWn	12- and 18 month weights	Good post-wean growth	Low				*	High
	16 Average Daily Gain	ADG	Average daily gain	Good growth	Poor					Good
	17 Feed Conversion Ratio	FCR	100g feed intake / g weight gain	Feed efficiency	Poor					Good
	Final Test Weight	FW	Final weight in the growth test	Heavy carcass	Light				*	Heavy
	19 Height	H	Shoulder height in growth test	Average height	Short					Tall
	20 Length	L	Length in growth test	Longer for more muscle	Short					Long
Carcass	24 Length-Height Ratio	LH	EBV Length / EBV Height	Longer rather than tall	<1					>1
	21 Eye Muscle Area	EMA	RTU measured eye muscle area	Bigger steaks	Small					Big
	22 Fat Thickness	Fat	RTU measured P8 backfat thickness	Carcass quality	Thin					Thick
	23 Marbling	Mar	RTU measured % of intra-muscular fat	Juicy meat	Low					High
	Dressing Percentage	D%	Carcass weight / Live weight	High dressing percentage	Low					High

* Determined by own selection goal

GENETIC VALUES - BUILDING BLOCKS

Calf and Mother			Fertility				Post-Wean Growth			Frame			Carcass		
Birth Dir.	Wean Dir.	Wean Mat.	Scrot. Circ.	Heifer Fert.	Cow Fert.	Longev.	Post Wean	ADG	FCR	Mature Weight	Height	Length	EMA	Fat	Mar
99	99	90	97	75	92	85	100	94	93	92	123	110	104	100	79
8	9	10	11	12	13	14	15	16	17	18	19	20	21	22	23

PHENOTYPIC VALUES

Wean Index	365D Index	540D Index	ADG Index	FCR Index	Scrotum	LH
109	104	105	122	117	327	1.22
			16	17	11	24

The Logix Selection Values are compiled of specific genetic building blocks, as indicated in the selection value descriptions on the previous page. These genetic building blocks are indicated in the catalogue by their Breeding Value Indices.

- Wean, 365D, 504D, ADG and FCR Indices - phenotypic index obtained within the animal's contemporary group
- Scrotum - adjusted scrotal circumference, in mm, as measured during the growth test
- Length-Height Ratio (LH) - the animal's length / height ratio as measured during the growth test

BULLS

LOT 1 JAN BOSHOFF BOERDERY EDMS BPK

JHL 230030 HH(c)
 2023-05-12 SP
 Parentage Sire Dam
 DNA ✓ ✓
 Genomic ✓ ✓

JHL 170117 HH(c)
 ABB 170230 HH(c)
 AGE/CALV. 8/6
 AVG. W/ICALV. 103/6
 ICP 392

ABB 110075
 AGE/CALV. 12/9
 AVG. W/ICALV. 102/8
 ICP 391

HDT 130045 HH(c)
 ABB 130201 HH(c)

LAR 080290
 HDT 080082
 AGE/CALV. 15/13
 AVG. W/ICALV. 97/13
 AJF 110285
 AJF 110557
 AGE/CALV. 3/2
 AVG. W/ICALV. 102/2
 ABB 100076 HH(c)
 AG 070075
 AGE/CALV. 8/6
 AVG. W/ICALV. 97/6
 HDE 010150
 DFP 990191
 AGE/CALV. 14/12
 AVG. W/ICALV. 102/12

Calving Ease Value	Weaner Calf Value	Fertility Value	Maintenance Value	Cow Value	Growth Value	Carcass Value
106	110	117	83	116	108	119

Calf and Mother			Fertility				Post-Wean Growth			Frame			Carcass		
Birth Dir.	Wean Dir.	Wean Mat.	Scr. Circ.	Heifer Fert.	Cow Fert.	Longev.	Post Wean	ADG	FCR	Mature Weight	Height	Length	EMA	Fat	Mar
103	115	90	118	109	113	112	109	118	113	119	107	114	104	130	104

Wean Index	365D Index	540D Index	ADG Index	FCR Index	Scrotum	LH
105	-	-	107	-	383	1.26

Myostatin	
Q204X	0
NT821	0
F94L	0

REMARKS:

LOGIX EBV Analysis: 2026-05-18

LOT 2 BOSHOFF BONSMARAS

CHC 230052
 2023-10-01 B
 Parentage Sire Dam
 DNA ✓ ✓
 Genomic

CHC 110396
 AGE/CALV. 14/12
 AVG. W/ICALV. 95/12
 ICP 370

MCU 130126 PP(c)
 NFS 140022 HH(c)
 AGE/CALV. 12/9
 AVG. W/ICALV. 111/8
 ICP 386

MCU 090078 P
 MCU 100006 PP(c)
 AGE/CALV. 9/6
 AVG. W/ICALV. 91/6
 LAR 070037
 NFS 090087
 AGE/CALV. 7/4
 AVG. W/ICALV. 110/4

Calving Ease Value	Weaner Calf Value	Fertility Value	Maintenance Value	Cow Value	Growth Value	Carcass Value
102	93	117	90	105	112	114

Calf and Mother			Fertility				Post-Wean Growth			Frame			Carcass		
Birth Dir.	Wean Dir.	Wean Mat.	Scr. Circ.	Heifer Fert.	Cow Fert.	Longev.	Post Wean	ADG	FCR	Mature Weight	Height	Length	EMA	Fat	Mar
102	94	111	80	108	122	98	103	111	92	109	110	113	98	85	101

Wean Index	365D Index	540D Index	ADG Index	FCR Index	Scrotum	LH
93	-	-	102	-	337	1.26

Myostatin	
Q204X	0
NT821	0
F94L	0

REMARKS: Volgens die stamboom kan die bul moontlik die Poena geen dra

LOGIX EBV Analysis: 2026-05-18

LOT 3 JAN BOSHOFF BOERDERY EDMS BPK

JHL 220254 HH(c)
 2022-06-02 SP
 Parentage Sire Dam
 DNA ✓ ✓
 Genomic ✓ ✓

NFS 150221 HH(c)
 ABB 170230 HH(c)
 AGE/CALV. 8/6
 AVG. W/ICALV. 103/6
 ICP 392

ABB 110075
 AGE/CALV. 12/9
 AVG. W/ICALV. 102/8
 ICP 391

JRP 120062
 NFS 070087
 AGE/CALV. 15/13
 AVG. W/ICALV. 100/12
 ICP 370

LAR 070055
 JRP 030022
 AGE/CALV. 12/9
 AVG. W/ICALV. 102/9
 MMJ 000174
 NFS 000255
 AGE/CALV. 12/8
 AVG. W/ICALV. 103/8
 ABB 130201 HH(c)
 ABB 100076 HH(c)
 AG 070075
 AGE/CALV. 8/6
 AVG. W/ICALV. 97/6
 HDE 010150
 DFP 990191
 AGE/CALV. 14/12
 AVG. W/ICALV. 102/12

Calving Ease Value	Weaner Calf Value	Fertility Value	Maintenance Value	Cow Value	Growth Value	Carcass Value
82	120	108	91	117	108	111

Calf and Mother			Fertility				Post-Wean Growth			Frame			Carcass		
Birth Dir.	Wean Dir.	Wean Mat.	Scr. Circ.	Heifer Fert.	Cow Fert.	Longev.	Post Wean	ADG	FCR	Mature Weight	Height	Length	EMA	Fat	Mar
72	117	114	105	104	106	110	106	110	117	108	122	121	112	85	130

Wean Index	365D Index	540D Index	ADG Index	FCR Index	Scrotum	LH
103	-	-	104	-	371	1.24

Myostatin	
Q204X	0
NT821	0
F94L	0

REMARKS: Met groot sukses in Boshoff kuddes gebruik

LOGIX EBV Analysis: 2026-05-18

LOT 4 JAN BOSHOFF BOERDERY EDMS BPK

JHL 230024
2023-05-20 SP

Ouerskap Vaar Moer
 DNS
 Genomies

JHL 130172
OUD/KALW. 12/9
GEM. SI/KALW. 100/9
TKP 388

JHL 080112
OUD/KALW. 6/2
GEM. SI/KALW. 103/2
TKP 763

JG 120650 PP(c)

JG 120695
OUD/KALW. 7/4
GEM. SI/KALW. 95/4
TKP 418

DFP 070036

JG 090523
JG 090264
OUD/KALW. 7/5
GEM. SI/KALW. 102/5

WAT 090194
JG 100271
OUD/KALW. 6/4
GEM. SI/KALW. 96/4

HP 020153
DFP 030190
OUD/KALW. 4/2
GEM. SI/KALW. 99/2

RCO 010173
JHL 970032
OUD/KALW. 16/10
GEM. SI/KALW. 98/9

Geboortegemak Waarde	Speenkalf Waarde	Vrugbaarheids-waarde	Onderhouds-waarde	Koeiwaarde	Groei-waarde	Karkas-waarde
96	85	81	94	76	103	107

Kalf en Moeder			Vrugbaarheid				Na-Speen Groei			Raam			Karkas		
Geb. Dir.	Spn. Dir.	Spn. Mat.	Skr. Omtr.	Vers Vrugb.	Koei Vrugb.	Lankl.	Na-Speen	GDT	VOV	Volw. Gewig	Hoogte	Lengte	OSO	Vet	Mar
93	93	98	100	82	92	89	97	110	116	105	127	118	86	117	106

Spn. Indeks	365D Indeks	540D Indeks	GDT Indeks	VOV Indeks	Skrotum	LH
108	-	-	111	-	366	1.25

Miostation	
Q204X	0
NT821	0
F94L	0

OPMERKINGS:

LOGIX EBV Analise: 2026-05-18

LOT 5 JAN BOSHOFF BOERDERY EDMS BPK

JHL 230029 HH(c)
2023-05-24 SP

Ouerskap Vaar Moer
 DNS
 Genomies

OLI 180018
OUD/KALW. 6/4
GEM. SI/KALW. 100/3
TKP 452

HVD 200093

HVD 130070
OUD/KALW. 10/7
GEM. SI/KALW. 105/7
TKP 423

WVZ 110104

BBN 050117
OUD/KALW. 13/10
GEM. SI/KALW. 102/10
TKP 372

SYF 150097 HH(c)

HVD 100008
OUD/KALW. 4/2
GEM. SI/KALW. 101/2

MJG 040071 P
WVZ 090014
OUD/KALW. 12/10
GEM. SI/KALW. 105/9

LAR 990252
BBN 990062
OUD/KALW. 12/8
GEM. SI/KALW. 100/8

SYF 120042
SYF 070104
OUD/KALW. 14/12
GEM. SI/KALW. 98/10

SYF 090126

Geboortegemak Waarde	Speenkalf Waarde	Vrugbaarheids-waarde	Onderhouds-waarde	Koeiwaarde	Groei-waarde	Karkas-waarde
75	102	108	90	100	115	113

Kalf en Moeder			Vrugbaarheid				Na-Speen Groei			Raam			Karkas		
Geb. Dir.	Spn. Dir.	Spn. Mat.	Skr. Omtr.	Vers Vrugb.	Koei Vrugb.	Lankl.	Na-Speen	GDT	VOV	Volw. Gewig	Hoogte	Lengte	OSO	Vet	Mar
80	113	99	117	104	109	106	117	112	100	111	88	104	148	67	98

Spn. Indeks	365D Indeks	540D Indeks	GDT Indeks	VOV Indeks	Skrotum	LH
103	-	-	99	-	361	1.24

Miostation	
Q204X	0
NT821	0
F94L	0

OPMERKINGS:

LOGIX EBV Analise: 2026-05-18

LOT 6 BOSHOFF BONSMARAS

CHC 230017
2023-05-28 SP

Ouerskap Vaar Moer
 DNS
 Genomies

CHC 200054
OUD/KALW. 5/3
GEM. SI/KALW. 103/3
TKP 414

JHL 190059 HH(c)

JHL 100133
OUD/KALW. 15/12
GEM. SI/KALW. 106/11
TKP 394

NFS 160255 HH(c)

CHC 070046
OUD/KALW. 13/8
GEM. SI/KALW. 98/8
TKP 362

JHL 030060 HH(c)

JHL 990063
OUD/KALW. 6/2
GEM. SI/KALW. 117/1

JJ 040121
JHL 030043
OUD/KALW. 10/6
GEM. SI/KALW. 101/6

JRP 120081
ZVJ 120070
OUD/KALW. 10/6
GEM. SI/KALW. 103/4

JHL 990040

Geboortegemak Waarde	Speenkalf Waarde	Vrugbaarheids-waarde	Onderhouds-waarde	Koeiwaarde	Groei-waarde	Karkas-waarde
100	102	106	93	106	89	104

Kalf en Moeder			Vrugbaarheid				Na-Speen Groei			Raam			Karkas		
Geb. Dir.	Spn. Dir.	Spn. Mat.	Skr. Omtr.	Vers Vrugb.	Koei Vrugb.	Lankl.	Na-Speen	GDT	VOV	Volw. Gewig	Hoogte	Lengte	OSO	Vet	Mar
98	99	113	115	105	110	94	92	92	90	105	94	92	119	131	82

Spn. Indeks	365D Indeks	540D Indeks	GDT Indeks	VOV Indeks	Skrotum	LH
104	-	-	100	-	371	1.23

Miostation	
Q204X	0
NT821	0
F94L	0

OPMERKINGS:

LOGIX EBV Analise: 2026-05-18

BULLS

LOT 7 JAN BOSHOFF BOERDERY EDMS BPK

JHL 230033
2023-05-29 SP

Parentage Sire Dam
 DNA ✓
 Genomic

JHL 190059 HH(c)

JHL 030060 HH(c)
 JHL 990040
 JHL 990063
 JJ 040121

JHL 100133
AGE/CALV. 15/12
AVG. WI/CALV. 106/11
ICP 394

JHL 030043
AGE/CALV. 10/6
AVG. WI/CALV. 101/6

SEP 130042
 JHL 040215
 SEP 050098
 HOT 070099

SEP 200082
AGE/CALV. 4/2
AVG. WI/CALV. 119/1
ICP 459

SEP 120040
AGE/CALV. 11/9
AVG. WI/CALV. 93/9
ICP 370

SEP 040044
AGE/CALV. 13/10
AVG. WI/CALV. 107/10

Calving Ease Value 114	Weaner Calf Value 107	Fertility Value 97	Maintenance Value 99	Cow Value 109	Growth Value 95	Carcass Value 95
----------------------------------	---------------------------------	------------------------------	--------------------------------	-------------------------	---------------------------	----------------------------

Calf and Mother			Fertility				Post-Wean Growth			Frame			Carcass		
Birth Dir.	Wean Dir.	Wean Mat.	Scr. Circ.	Heifer Fert.	Cow Fert.	Longev.	Post Wean	ADG	FCR	Mature Weight	Height	Length	EMA	Fat	Mar
111	100	109	104	96	104	92	92	98	103	99	104	100	120	74	91

Wean Index	365D Index	540D Index	ADG Index	FCR Index	Scrotum	LH
119	-	-	102	-	356	1.24

Myostatin	
Q204X	0
NT821	0
F94L	0

REMARKS:

LOGIX EBV Analysis: 2026-05-18

LOT 8 JAN BOSHOFF BOERDERY EDMS BPK

JHL 220071 Pp(c)
2022-06-22 SP

Parentage Sire Dam
 DNA ✓ ✓
 Genomic ✓

HDT 130045 HH(c)

LAR 080290
 LAR 050156
 LAR 040057
 RAI 050008

HDT 080082
AGE/CALV. 15/13
AVG. WI/CALV. 97/13
ICP 373

HDT 970028
AGE/CALV. 15/11
AVG. WI/CALV. 105/11

MCU 120032 Pp(c)
 MCU 070007 P
 MCU 040057
 HDT 030078 P

HDT 150050 PP(c)
AGE/CALV. 9/7
AVG. WI/CALV. 117/7
ICP 391

HDT 060075 Pp(c)
AGE/CALV. 14/11
AVG. WI/CALV. 104/10
ICP 387

HDT 030085 P
AGE/CALV. 15/12
AVG. WI/CALV. 99/12

Calving Ease Value 104	Weaner Calf Value 120	Fertility Value 137	Maintenance Value 81	Cow Value 132	Growth Value 102	Carcass Value 122
----------------------------------	---------------------------------	-------------------------------	--------------------------------	-------------------------	----------------------------	-----------------------------

Calf and Mother			Fertility				Post-Wean Growth			Frame			Carcass		
Birth Dir.	Wean Dir.	Wean Mat.	Scr. Circ.	Heifer Fert.	Cow Fert.	Longev.	Post Wean	ADG	FCR	Mature Weight	Height	Length	EMA	Fat	Mar
103	126	81	135	114	142	104	115	107	113	123	106	121	114	141	104

Wean Index	365D Index	540D Index	ADG Index	FCR Index	Scrotum	LH
123	-	-	97	-	369	1.24

Myostatin	
Q204X	0
NT821	0
F94L	0

REMARKS: Heterosigotiese Poena. Met groot sukses in Boshoff kuddes gebruik

LOGIX EBV Analysis: 2026-05-18

LOT 9 JAN BOSHOFF BOERDERY EDMS BPK

JHL 230138 HH(c)
2023-10-10 SP

Parentage Sire Dam
 DNA ✓ ✓
 Genomic ✓

TMB 190311 HH(c)

FCT 080118
 BBM 100027 HH(c)
 MMJ 070195

TMB 110024
AGE/CALV. 12/10
AVG. WI/CALV. 103/10
ICP 365

MMJ 080204
AGE/CALV. 9/7
AVG. WI/CALV. 102/7

WBB 140170
 PAD 100014
 WBB 060033
 POL 060055

JHL 180143
AGE/CALV. 7/5
AVG. WI/CALV. 99/5
ICP 357

HDT 090035
AGE/CALV. 15/12
AVG. WI/CALV. 92/12
ICP 366

HDT 050073
AGE/CALV. 9/6
AVG. WI/CALV. 103/4

Calving Ease Value 108	Weaner Calf Value 97	Fertility Value 114	Maintenance Value 88	Cow Value 102	Growth Value 123	Carcass Value 112
----------------------------------	--------------------------------	-------------------------------	--------------------------------	-------------------------	----------------------------	-----------------------------

Calf and Mother			Fertility				Post-Wean Growth			Frame			Carcass		
Birth Dir.	Wean Dir.	Wean Mat.	Scr. Circ.	Heifer Fert.	Cow Fert.	Longev.	Post Wean	ADG	FCR	Mature Weight	Height	Length	EMA	Fat	Mar
104	115	59	79	101	123	99	120	120	107	115	117	114	112	60	89

Wean Index	365D Index	540D Index	ADG Index	FCR Index	Scrotum	LH
95	-	-	116	-	317	1.26

Myostatin	
Q204X	1
NT821	0
F94L	0

REMARKS:

LOGIX EBV Analysis: 2026-05-18


BULLE

LOT 10 JAN BOSHOFF BOERDERY EDMS BPK

JHL 230036 PP(c)
 2023-06-05 SP

Querskap Vaar Moer
 DNS ✓ ✓
 Genomies ✓

HDT 120020 Pp(c)



HDT 150050 PP(c)
 OUD/KALW. 9/7
 GEM. SI/KALW. 117/7
 TKP 391

HDT 080015

LAR 040245
HDT 040022 Pp(c)
 OUD/KALW. 10/8
 GEM. SI/KALW. 99/7

RAI 050008

HDT 080079 P
 OUD/KALW. 14/11
 GEM. SI/KALW. 97/10
 TKP 443

HDT 000134 P
 OUD/KALW. 14/12
 GEM. SI/KALW. 106/11

MCU 120032 Pp(c)

MCU 070007 P

MCU 040057
 OUD/KALW. 13/10
 GEM. SI/KALW. 109/6

HDT 030078 P

HDT 060075 Pp(c)
 OUD/KALW. 14/11
 GEM. SI/KALW. 104/10
 TKP 387

HDT 030085 P
 OUD/KALW. 15/12
 GEM. SI/KALW. 99/12

Geboortegemak Waarde	Speenkalf Waarde	Vrugbaarheids-waarde	Onderhouds-waarde	Koeiwaarde	Groei-waarde	Karkas-waarde
92	105	109	81	104	112	115

Kalf en Moeder			Vrugbaarheid				Na-Speen Groei			Raam			Karkas		
Geb. Dir.	Spn. Dir.	Spn. Mat.	Skr. Omtr.	Vers Vrugb.	Koei Vrugb.	Lankl.	Na-Speen	GDT	VOV	Volw. Gewig	Hoogte	Lengte	OSO	Vet	Mar
91	112	97	109	101	114	102	115	119	125	123	141	139	87	113	96

Spn. Indeks	365D Indeks	540D Indeks	GDT Indeks	VOV Indeks	Skrotum	LH
111	-	-	99	-	355	1.27

Miostation	
Q204X	0
NT821	0
F94L	0

OPMERKINGS: Homosigotiese Poena


LOGIX EBV Analise: 2026-05-18

LOT 11 BOSHOFF BONSMARAS

CHC 230040
 2023-09-16 B

Querskap Vaar Moer
 DNS ✓ ✓
 Genomies

JHL 190030 Pp(c)



CHC 110344
 OUD/KALW. 14/11
 GEM. SI/KALW. 98/11
 TKP 405

HDT 130007 PP(c)

PAD 090196 Pp(c)

HDT 070057 P
 OUD/KALW. 6/3
 GEM. SI/KALW. 103/2

DFP 070036

JHL 130172
 OUD/KALW. 12/9
 GEM. SI/KALW. 100/9
 TKP 388

JHL 080112
 OUD/KALW. 6/2
 GEM. SI/KALW. 103/2

Geboortegemak Waarde	Speenkalf Waarde	Vrugbaarheids-waarde	Onderhouds-waarde	Koeiwaarde	Groei-waarde	Karkas-waarde
96	91	91	89	89	94	108

Kalf en Moeder			Vrugbaarheid				Na-Speen Groei			Raam			Karkas		
Geb. Dir.	Spn. Dir.	Spn. Mat.	Skr. Omtr.	Vers Vrugb.	Koei Vrugb.	Lankl.	Na-Speen	GDT	VOV	Volw. Gewig	Hoogte	Lengte	OSO	Vet	Mar
97	92	117	91	93	96	93	98	88	90	110	111	108	91	100	105

Spn. Indeks	365D Indeks	540D Indeks	GDT Indeks	VOV Indeks	Skrotum	LH
99	-	-	95	-	347	1.23

Miostation	
Q204X	0
NT821	0
F94L	0

OPMERKINGS:


LOGIX EBV Analise: 2026-05-18

LOT 12 JAN BOSHOFF BOERDERY EDMS BPK

TMB 190311 HH(c)
 2019-08-28 SP

Querskap Vaar Moer
 DNS ✓ ✓
 Genomies ✓

BBM 120122 HH(c)



TMB 110024
 OUD/KALW. 12/10
 GEM. SI/KALW. 103/10
 TKP 365

FCT 080118

FCT 050041

FCT 050072
 OUD/KALW. 9/8
 GEM. SI/KALW. 97/8

JRB 030015

BBM 100027 HH(c)
 OUD/KALW. 15/13
 GEM. SI/KALW. 108/13
 TKP 370

BBM 060046
 OUD/KALW. 8/6
 GEM. SI/KALW. 102/5

MMJ 070195

MMJ 040105

MMJ 050078
 OUD/KALW. 10/8
 GEM. SI/KALW. 97/6

MMJ 080204
 OUD/KALW. 9/7
 GEM. SI/KALW. 102/7
 TKP 392

RCO 980037

MMJ 000209
 OUD/KALW. 9/7
 GEM. SI/KALW. 98/7

Geboortegemak Waarde	Speenkalf Waarde	Vrugbaarheids-waarde	Onderhouds-waarde	Koeiwaarde	Groei-waarde	Karkas-waarde
121	94	110	117	105	102	89

Kalf en Moeder			Vrugbaarheid				Na-Speen Groei			Raam			Karkas		
Geb. Dir.	Spn. Dir.	Spn. Mat.	Skr. Omtr.	Vers Vrugb.	Koei Vrugb.	Lankl.	Na-Speen	GDT	VOV	Volw. Gewig	Hoogte	Lengte	OSO	Vet	Mar
121	93	84	100	113	111	96	89	110	105	85	95	89	93	54	78

Spn. Indeks	365D Indeks	540D Indeks	GDT Indeks	VOV Indeks	Skrotum	LH
102	-	-	91	-	362	1.23

Miostation	
Q204X	0
NT821	0
F94L	0

OPMERKINGS: Met groot sukses in Boshoff kuddes gebruik

LOGIX EBV Analise: 2026-05-18

BULLS

LOT 13 BOSHOFF BONSMARAS

CHC 230066 HH(c)
2023-11-15 SP

Parentage Sire Dam

DNA

Genomic

CHC 180019 P
AGE/CALV. 8/5
AVG. WJ/CALV. 94/4
ICP 444

JHL 170117 HH(c)

AJF 130323
AGE/CALV. 12/10
AVG. WJ/CALV. 105/9
ICP 390

HDT 120020 Pp(c)

CHC 110234
AGE/CALV. 11/8
AVG. WJ/CALV. 99/6
ICP 393

LAR 080290

HDT 080082
AGE/CALV. 15/13
AVG. WJ/CALV. 97/13

AJF 110285

AJF 110557
AGE/CALV. 3/2
AVG. WJ/CALV. 102/2

HDT 080015

HDT 080079 P
AGE/CALV. 14/11
AVG. WJ/CALV. 97/10

Calving Ease Value	Weaner Calf Value	Fertility Value	Maintenance Value	Cow Value	Growth Value	Carcass Value
91	111	100	85	103	117	116

Calf and Mother			Fertility				Post-Wean Growth			Frame			Carcass		
Birth Dir.	Wean Dir.	Wean Mat.	Scr. Circ.	Heifer Fert.	Cow Fert.	Longev.	Post Wean	ADG	FCR	Mature Weight	Height	Length	EMA	Fat	Mar
92	125	73	91	102	99	102	121	120	105	119	102	115	127	94	107

Wean Index	365D Index	540D Index	ADG Index	FCR Index	Scrotum	LH
108	-	-	106	-	346	1.23

Myostatin	
Q204X	0
NT821	0
F94L	0

REMARKS: **LOGIX** EBV Analysis: 2026-05-18

LOT 14 BOSHOFF BONSMARAS

CHC 230043
2023-09-22 B

Parentage Sire Dam

DNA

Genomic

CHC 110034
AGE/CALV. 13/10
AVG. WJ/CALV. 117/10
ICP 409

JHL 190030 Pp(c)

JHL 130172
AGE/CALV. 12/9
AVG. WJ/CALV. 100/9
ICP 388

PAD 090196 Pp(c)

HDT 070057 P
AGE/CALV. 6/3
AVG. WJ/CALV. 103/2

DFP 070036

JHL 080112
AGE/CALV. 6/2
AVG. WJ/CALV. 103/2

Calving Ease Value	Weaner Calf Value	Fertility Value	Maintenance Value	Cow Value	Growth Value	Carcass Value
94	108	93	89	105	98	127

Calf and Mother			Fertility				Post-Wean Growth			Frame			Carcass		
Birth Dir.	Wean Dir.	Wean Mat.	Scr. Circ.	Heifer Fert.	Cow Fert.	Longev.	Post Wean	ADG	FCR	Mature Weight	Height	Length	EMA	Fat	Mar
94	97	139	106	95	96	92	104	93	88	108	107	114	93	111	116

Wean Index	365D Index	540D Index	ADG Index	FCR Index	Scrotum	LH
105	-	-	104	-	355	1.26

Myostatin	
Q204X	0
NT821	0
F94L	0

REMARKS: **LOGIX** EBV Analysis: 2026-05-18

LOT 15 JAN BOSHOFF BOERDERY EDMS BPK

JHL 230134 Pp(c)
2023-10-09 SP

Parentage Sire Dam

DNA

Genomic

HLF 110020
AGE/CALV. 15/11
AVG. WJ/CALV. 102/10
ICP 458

JG 120650 PP(c)

JG 120695
AGE/CALV. 7/4
AVG. WJ/CALV. 95/4
ICP 418

SYF 070032

HLF 080079
AGE/CALV. 5/3
AVG. WJ/CALV. 113/2
ICP 465

JG 090523

JG 090264
AGE/CALV. 7/5
AVG. WJ/CALV. 102/5

WAT 090194

JG 100271
AGE/CALV. 6/4
AVG. WJ/CALV. 96/4

ADV 010011

SYF 020026
AGE/CALV. 14/9
AVG. WJ/CALV. 104/7

LAR 030312

HLF 040026
AGE/CALV. 9/6
AVG. WJ/CALV. 102/4

Calving Ease Value	Weaner Calf Value	Fertility Value	Maintenance Value	Cow Value	Growth Value	Carcass Value
89	86	68	92	71	109	104

Calf and Mother			Fertility				Post-Wean Growth			Frame			Carcass		
Birth Dir.	Wean Dir.	Wean Mat.	Scr. Circ.	Heifer Fert.	Cow Fert.	Longev.	Post Wean	ADG	FCR	Mature Weight	Height	Length	EMA	Fat	Mar
90	87	123	95	67	84	90	95	116	111	106	122	113	101	100	73

Wean Index	365D Index	540D Index	ADG Index	FCR Index	Scrotum	LH
94	-	-	111	-	342	1.24

Myostatin	
Q204X	0
NT821	0
F94L	0

REMARKS: Heterosigotiese Poena **LOGIX** EBV Analysis: 2026-05-18


BULLE

LOT 16 JAN BOSHOFF BOERDERY EDMS BPK

JHL 230043
2023-06-12 SP

Ouerskap Vaar Moer
 DNS ✓ ✓
 Genomies

JG 160156 Pp(c)



SEP 140175
OUD/KALW. 10/7
GEM. SI/KALW. 98/7
TKP 412

JG 120650 PP(c)

JG 120695
OUD/KALW. 7/4
GEM. SI/KALW. 95/4
TKP 418

SEP 090086

SEP 100106
OUD/KALW. 12/9
GEM. SI/KALW. 98/9
TKP 414

JG 090523
JG 090264
OUD/KALW. 7/5
GEM. SI/KALW. 102/5

WAT 090194
JG 100271
OUD/KALW. 6/4
GEM. SI/KALW. 96/4

LAR 010315
SEP 050011
OUD/KALW. 14/12
GEM. SI/KALW. 100/11

SEP 040112
SEP 030017
OUD/KALW. 12/10
GEM. SI/KALW. 103/10

Geboortegemak Waarde	Speenkalf Waarde	Vrugbaarheids-waarde	Onderhouds-waarde	Koeiwaarde	Groei-waarde	Karkas-waarde
106	88	93	98	87	104	106

Kalf en Moeder			Vrugbaarheid				Na-Speen Groei			Raam			Karkas		
Geb. Dir.	Spn. Dir.	Spn. Mat.	Skr. Omtr.	Vers Vrugb.	Koei Vrugb.	Lankl.	Na-Speen	GDT	VOV	Volw. Gewig	Hoogte	Lengte	OSO	Vet	Mar
104	95	90	100	88	102	94	95	105	111	101	129	113	98	123	115

Spn. Indeks	365D Indeks	540D Indeks	GDT Indeks	VOV Indeks	Skrotum	LH
105	-	-	100	-	351	1.21

Miostation	
Q204X	0
NT821	0
F94L	0

OPMERKINGS: Volgens die stamboom kan die bul moontlik die Poena geen dra


LOGIX EBV Analise: 2026-05-18

LOT 17 JAN BOSHOFF BOERDERY EDMS BPK

JHL 230081
2023-09-09 SP

Ouerskap Vaar Moer
 DNS ✓ ✓
 Genomies

TMB 190311 HH(c)



JHL 140067
OUD/KALW. 11/9
GEM. SI/KALW. 98/9
TKP 394

BBM 120122 HH(c)

TMB 110024
OUD/KALW. 12/10
GEM. SI/KALW. 103/10
TKP 365

DFP 070036

JHL 100070
OUD/KALW. 13/10
GEM. SI/KALW. 104/8
TKP 438

FCT 080118
BBM 100027 HH(c)
OUD/KALW. 15/13
GEM. SI/KALW. 108/13

MMJ 070195
MMJ 080204
OUD/KALW. 9/7
GEM. SI/KALW. 102/7

HP 020153
DFP 030190
OUD/KALW. 4/2
GEM. SI/KALW. 99/2

JHL 030060 HH(c)
JHL 030223
OUD/KALW. 10/5
GEM. SI/KALW. 98/5

Geboortegemak Waarde	Speenkalf Waarde	Vrugbaarheids-waarde	Onderhouds-waarde	Koeiwaarde	Groei-waarde	Karkas-waarde
112	98	101	100	99	95	90

Kalf en Moeder			Vrugbaarheid				Na-Speen Groei			Raam			Karkas		
Geb. Dir.	Spn. Dir.	Spn. Mat.	Skr. Omtr.	Vers Vrugb.	Koei Vrugb.	Lankl.	Na-Speen	GDT	VOV	Volw. Gewig	Hoogte	Lengte	OSO	Vet	Mar
107	103	82	111	103	105	94	99	104	101	99	101	97	103	53	74

Spn. Indeks	365D Indeks	540D Indeks	GDT Indeks	VOV Indeks	Skrotum	LH
103	-	-	100	-	381	1.25

Miostation	
Q204X	0
NT821	0
F94L	0

OPMERKINGS:


LOGIX EBV Analise: 2026-05-18

LOT 18 JAN BOSHOFF BOERDERY EDMS BPK

JHL 230090
2023-09-14 SP

Ouerskap Vaar Moer
 DNS ✓ ✓
 Genomies

TMB 190311 HH(c)



JHL 190048 Pp(c)
OUD/KALW. 6/3
GEM. SI/KALW. 104/3
TKP 537

BBM 120122 HH(c)

TMB 110024
OUD/KALW. 12/10
GEM. SI/KALW. 103/10
TKP 365

HDT 130007 PP(c)

JHL 100070
OUD/KALW. 13/10
GEM. SI/KALW. 104/8
TKP 438

FCT 080118
BBM 100027 HH(c)
OUD/KALW. 15/13
GEM. SI/KALW. 108/13

MMJ 070195
MMJ 080204
OUD/KALW. 9/7
GEM. SI/KALW. 102/7

PAD 090196 Pp(c)
HDT 070057 P
OUD/KALW. 6/3
GEM. SI/KALW. 103/2

JHL 030060 HH(c)
JHL 030223
OUD/KALW. 10/5
GEM. SI/KALW. 98/5

Geboortegemak Waarde	Speenkalf Waarde	Vrugbaarheids-waarde	Onderhouds-waarde	Koeiwaarde	Groei-waarde	Karkas-waarde
109	103	88	88	97	104	119

Kalf en Moeder			Vrugbaarheid				Na-Speen Groei			Raam			Karkas		
Geb. Dir.	Spn. Dir.	Spn. Mat.	Skr. Omtr.	Vers Vrugb.	Koei Vrugb.	Lankl.	Na-Speen	GDT	VOV	Volw. Gewig	Hoogte	Lengte	OSO	Vet	Mar
109	107	92	111	90	94	94	109	104	100	113	105	108	98	102	107

Spn. Indeks	365D Indeks	540D Indeks	GDT Indeks	VOV Indeks	Skrotum	LH
102	-	-	97	-	356	1.26

Miostation	
Q204X	0
NT821	0
F94L	0

OPMERKINGS:

LOGIX EBV Analise: 2026-05-18

BULLS

LOT 19 JAN BOSHOFF BOERDERY EDMS BPK

JHL 230140 Pp(c)
2023-10-10 SP

Parentage Sire Dam
 DNA ✓ ✓
 Genomic ✓

JHL 200007
AGE/CALV. 6/4
AVG. WJ/CALV. 98/4
ICP 368

MCU 130126 Pp(c)
NFS 200077 Pp(c)

NFS 140022 HH(c)
AGE/CALV. 12/9
AVG. WJ/CALV. 111/8
ICP 386

BRB 130145

SEP 140084
AGE/CALV. 10/6
AVG. WJ/CALV. 98/6
ICP 408

MCU 090078 P
MCU 100006 Pp(c)
AGE/CALV. 9/6
AVG. WJ/CALV. 91/6

LAR 070037

NFS 090087
AGE/CALV. 7/4
AVG. WJ/CALV. 110/4

EZ 100117

BHE 030146
AGE/CALV. 11/7
AVG. WJ/CALV. 112/7

SEP 060053

SEP 110010
AGE/CALV. 6/2
AVG. WJ/CALV. 95/2

Calving Ease Value	Weaner Calf Value	Fertility Value	Maintenance Value	Cow Value	Growth Value	Carcass Value
80	131	119	75	131	142	131

Calf and Mother			Fertility				Post-Wean Growth			Frame			Carcass		
Birth Dir.	Wean Dir.	Wean Mat.	Scr. Circ.	Heifer Fert.	Cow Fert.	Longev.	Post Wean	ADG	FCR	Mature Weight	Height	Length	EMA	Fat	Mar
81	121	134	119	105	119	109	129	148	130	127	139	144	120	80	116

Wean Index	365D Index	540D Index	ADG Index	FCR Index	Scrotum	LH
95	-	-	109	-	369	1.22

Myostatin	
Q204X	0
NT821	0
F94L	0

REMARKS: Heterosigotiese Poena

LOGIX EBV Analysis: 2026-05-18

LOT 20 JAN BOSHOFF BOERDERY EDMS BPK

JHL 230142 HH(c)
2023-10-10 SP

Parentage Sire Dam
 DNA ✓ ✓
 Genomic ✓

JHL 180011
AGE/CALV. 7/4
AVG. WJ/CALV. 106/3
ICP 402

MCU 140048 Pp(c)

JHL 210026 Pp(c)

FTB 180001
AGE/CALV. 4/2
AVG. WJ/CALV. 122/1
ICP 519

LAR 080290

HDT 090085
AGE/CALV. 15/12
AVG. WJ/CALV. 105/12
ICP 403

MCU 100109 Pp(c)

MCU 110151 Pp(c)
AGE/CALV. 10/7
AVG. WJ/CALV. 114/7

HLF 150018

FTB 150007
AGE/CALV. 4/2
AVG. WJ/CALV. 96/1

LAR 050156

LAR 040057
AGE/CALV. 13/10
AVG. WJ/CALV. 96/9

HJL 050135

HDT 030213
AGE/CALV. 10/7
AVG. WJ/CALV. 99/7

Calving Ease Value	Weaner Calf Value	Fertility Value	Maintenance Value	Cow Value	Growth Value	Carcass Value
93	118	102	102	112	94	106

Calf and Mother			Fertility				Post-Wean Growth			Frame			Carcass		
Birth Dir.	Wean Dir.	Wean Mat.	Scr. Circ.	Heifer Fert.	Cow Fert.	Longev.	Post Wean	ADG	FCR	Mature Weight	Height	Length	EMA	Fat	Mar
88	120	87	120	107	106	91	100	98	100	97	86	89	103	139	105

Wean Index	365D Index	540D Index	ADG Index	FCR Index	Scrotum	LH
113	-	-	107	-	395	1.22

Myostatin	
Q204X	0
NT821	0
F94L	0

REMARKS:

LOGIX EBV Analysis: 2026-05-18

LOT 21 BOSHOFF BONSMARAS

CHC 230047
2023-09-26 SP

Parentage Sire Dam
 DNA ✓ ✓
 Genomic

CHC 190072
AGE/CALV. 6/4
AVG. WJ/CALV. 98/3
ICP 492

HDT 130045 HH(c)

JHL 170117 HH(c)

AJF 130323
AGE/CALV. 12/10
AVG. WJ/CALV. 105/9
ICP 390

HDT 120020 Pp(c)

CHC 100124
AGE/CALV. 13/11
AVG. WJ/CALV. 114/11
ICP 368

LAR 080290

HDT 080082
AGE/CALV. 15/13
AVG. WJ/CALV. 97/13

AJF 110285

AJF 110557
AGE/CALV. 3/2
AVG. WJ/CALV. 102/2

HDT 080015

HDT 080079 P
AGE/CALV. 14/11
AVG. WJ/CALV. 97/10

Calving Ease Value	Weaner Calf Value	Fertility Value	Maintenance Value	Cow Value	Growth Value	Carcass Value
88	117	108	76	112	134	138

Calf and Mother			Fertility				Post-Wean Growth			Frame			Carcass		
Birth Dir.	Wean Dir.	Wean Mat.	Scr. Circ.	Heifer Fert.	Cow Fert.	Longev.	Post Wean	ADG	FCR	Mature Weight	Height	Length	EMA	Fat	Mar
87	121	99	95	113	104	100	125	143	130	129	153	152	105	107	116

Wean Index	365D Index	540D Index	ADG Index	FCR Index	Scrotum	LH
102	-	-	113	-	340	1.24

Myostatin	
Q204X	0
NT821	0
F94L	0

REMARKS: Volgens die stamboom kan die bul moontlik die Poena geen dra

LOGIX EBV Analysis: 2026-05-18

BULLE

LOT 22 BOSHOF BONSMARAS

CHC 230039 Pp(c)
2023-09-17 SP

Ouerskap Vaar Moer

DNS ✓ ✓
Genomies ✓

CHC 180025
OUD/KALW. 8/5
GEM. SI/KALW. 94/3
TKP 444

JHL 190030 Pp(c)

JHL 130172
OUD/KALW. 12/9
GEM. SI/KALW. 100/9
TKP 388

HDT 120020 Pp(c)

CHC 110034
OUD/KALW. 13/10
GEM. SI/KALW. 117/10
TKP 409

PAD 090196 Pp(c)

HDT 070057 P
OUD/KALW. 6/3
GEM. SI/KALW. 103/2

DFP 070036

JHL 080112
OUD/KALW. 6/2
GEM. SI/KALW. 103/2

HDT 080015

HDT 080079 P
OUD/KALW. 14/11
GEM. SI/KALW. 97/10

Geboortegemak Waarde 86	Speenkalf Waarde 113	Vrugbaarheids-waarde 95	Onderhouds-waarde 82	Koeiwaarde 106	Groei-waarde 120	Karkas-waarde 137
--	---------------------------------------	--	---------------------------------------	---------------------------------	-----------------------------------	------------------------------------

Kalf en Moeder			Vrugbaarheid				Na-Speen Groei			Raam			Karkas		
Geb. Dir.	Spn. Dir.	Spn. Mat.	Skr. Omtr.	Vers Vrugb.	Koei Vrugb.	Lankl.	Na-Speen	GDT	VOV	Volw. Gewig	Hoogte	Lengte	OSO	Vet	Mar
89	111	122	107	96	88	107	117	120	123	119	124	142	94	124	115

Spn. Indeks	365D Indeks	540D Indeks	GDT Indeks	VOV Indeks	Skrotum	LH
90	-	-	101	-	348	1.31

Miostation	
Q204X	0
NT821	0
F94L	0

OPMERKINGS: Heterosigotiese Poena **LOGIX** EBV Analise: 2026-05-18

LOT 23 JAN BOSHOF BOERDERY EDMS BPK

JHL 230025 HH(c)
2023-05-20 SP

Ouerskap Vaar Moer

DNS ✓ ✓
Genomies

JHL 190016
OUD/KALW. 7/4
GEM. SI/KALW. 94/3
TKP 474

JG 120650 PP(c)

JG 120695
OUD/KALW. 7/4
GEM. SI/KALW. 95/4
TKP 418

BRB 130099

HDT 070118
OUD/KALW. 15/10
GEM. SI/KALW. 102/10
TKP 447

JG 090523

JG 090264
OUD/KALW. 7/5
GEM. SI/KALW. 102/5

WAT 090194

JG 100271
OUD/KALW. 6/4
GEM. SI/KALW. 96/4

HCO 070184

BRB 060033
OUD/KALW. 12/9
GEM. SI/KALW. 101/9

LAR 010234

HDT 030072
OUD/KALW. 9/8
GEM. SI/KALW. 94/7

Geboortegemak Waarde 105	Speenkalf Waarde 82	Vrugbaarheids-waarde 79	Onderhouds-waarde 90	Koeiwaarde 74	Groei-waarde 103	Karkas-waarde 103
---	--------------------------------------	--	---------------------------------------	--------------------------------	-----------------------------------	------------------------------------

Kalf en Moeder			Vrugbaarheid				Na-Speen Groei			Raam			Karkas		
Geb. Dir.	Spn. Dir.	Spn. Mat.	Skr. Omtr.	Vers Vrugb.	Koei Vrugb.	Lankl.	Na-Speen	GDT	VOV	Volw. Gewig	Hoogte	Lengte	OSO	Vet	Mar
106	94	89	106	69	103	86	94	110	117	111	136	114	96	118	99

Spn. Indeks	365D Indeks	540D Indeks	GDT Indeks	VOV Indeks	Skrotum	LH
101	-	-	105	-	360	1.23

Miostation	
Q204X	0
NT821	0
F94L	0

OPMERKINGS: **LOGIX** EBV Analise: 2026-05-18

LOT 24 JAN BOSHOF BOERDERY EDMS BPK

JHL 230127 PP(c)
2023-10-06 SP

Ouerskap Vaar Moer

DNS ✓ ✓
Genomies ✓ ✓

JHL 190020 Pp(c)
OUD/KALW. 7/3
GEM. SI/KALW. 107/3
TKP 430

MCU 130126 PP(c)

NFS 200077 Pp(c)

NFS 140022 HH(c)
OUD/KALW. 12/9
GEM. SI/KALW. 111/8
TKP 386

HDT 130007 PP(c)

HDT 090067
OUD/KALW. 15/11
GEM. SI/KALW. 103/11
TKP 404

MCU 090078 P

MCU 100006 PP(c)
OUD/KALW. 9/6
GEM. SI/KALW. 91/6

LAR 070037

NFS 090087
OUD/KALW. 7/4
GEM. SI/KALW. 110/4

PAD 090196 Pp(c)

HDT 070057 P
OUD/KALW. 6/3
GEM. SI/KALW. 103/2

POL 060055

HDT 990041
OUD/KALW. 14/11
GEM. SI/KALW. 106/10

Geboortegemak Waarde 86	Speenkalf Waarde 112	Vrugbaarheids-waarde 116	Onderhouds-waarde 84	Koeiwaarde 114	Groei-waarde 111	Karkas-waarde 121
--	---------------------------------------	---	---------------------------------------	---------------------------------	-----------------------------------	------------------------------------

Kalf en Moeder			Vrugbaarheid				Na-Speen Groei			Raam			Karkas		
Geb. Dir.	Spn. Dir.	Spn. Mat.	Skr. Omtr.	Vers Vrugb.	Koei Vrugb.	Lankl.	Na-Speen	GDT	VOV	Volw. Gewig	Hoogte	Lengte	OSO	Vet	Mar
88	116	105	101	95	126	104	115	112	109	118	128	129	108	89	101

Spn. Indeks	365D Indeks	540D Indeks	GDT Indeks	VOV Indeks	Skrotum	LH
103	-	-	96	-	359	1.22

Miostation	
Q204X	0
NT821	0
F94L	0

OPMERKINGS: Homosigotiese Poena **LOGIX** EBV Analise: 2026-05-18

BULLS

LOT 25 JAN BOSHOFF BOERDERY EDMS BPK

JHL 230047 HH(c)
2023-06-24 SP

Parentage Sire Dam
DNA ✓ ✓
Genomic ✓

WBB 180241 HH(c)
WBB 140183
AGE/CALV. 8/4
AVG. WI/CALV. 109/3
ICP 414
HDT 130128 HH(c)
JHL 200095
AGE/CALV. 5/3
AVG. WI/CALV. 101/3
ICP 405
JHL 170142
AGE/CALV. 5/1
AVG. WI/CALV. 91/1
ICP -

HARTI30240
AG 010152 HH(c)
HART100164
AGE/CALV. 10/8
AVG. WI/CALV. 102/6
WBB 100266
WBB 090129
AGE/CALV. 10/6
AVG. WI/CALV. 107/7
SYF 090166
HDT 090089
AGE/CALV. 15/13
AVG. WI/CALV. 105/14
LAR 080290
JHL 110160
AGE/CALV. 8/6
AVG. WI/CALV. 98/6

Calving Ease Value	Weaner Calf Value	Fertility Value	Maintenance Value	Cow Value	Growth Value	Carcass Value
98	103	93	92	100	130	102

Calf and Mother			Fertility				Post-Wean Growth			Frame			Carcass		
Birth Dir.	Wean Dir.	Wean Mat.	Scr. Circ.	Heifer Fert.	Cow Fert.	Longev.	Post Wean	ADG	FCR	Mature Weight	Height	Length	EMA	Fat	Mar
104	106	105	110	96	96	96	109	133	112	107	101	104	115	62	98

Wean Index	365D Index	540D Index	ADG Index	FCR Index	Scrotum	LH
110	-	-	100	-	354	1.25

Myostatin	
Q204X	0
NT821	0
F94L	0

REMARKS:

LOGIX EBV Analysis: 2026-05-18

LOT 26 JAN BOSHOFF BOERDERY EDMS BPK

JHL 230118
2023-09-29 SP

Parentage Sire Dam
DNA ✓ ✓
Genomic

JG 160156 Pp(c)
JG 120695
AGE/CALV. 7/4
AVG. WI/CALV. 95/4
ICP 418
BG 080102 HH(c)
JHL 130135
AGE/CALV. 11/9
AVG. WI/CALV. 109/9
ICP 364
JHL 040197
AGE/CALV. 12/10
AVG. WI/CALV. 106/10
ICP 381

JG 120650 PP(c)
JG 090523
JG 090264
AGE/CALV. 7/5
AVG. WI/CALV. 102/5
WAT 090194
JG 100271
AGE/CALV. 6/4
AVG. WI/CALV. 96/4
WAT 050342
BG 980010
AGE/CALV. 12/7
AVG. WI/CALV. 111/7
RCO 980043
JHL 980379
AGE/CALV. 7/5
AVG. WI/CALV. 104/5

Calving Ease Value	Weaner Calf Value	Fertility Value	Maintenance Value	Cow Value	Growth Value	Carcass Value
96	111	88	86	101	100	125

Calf and Mother			Fertility				Post-Wean Growth			Frame			Carcass		
Birth Dir.	Wean Dir.	Wean Mat.	Scr. Circ.	Heifer Fert.	Cow Fert.	Longev.	Post Wean	ADG	FCR	Mature Weight	Height	Length	EMA	Fat	Mar
91	112	104	99	88	95	93	110	96	99	115	115	111	104	144	126

Wean Index	365D Index	540D Index	ADG Index	FCR Index	Scrotum	LH
109	-	-	91	-	356	1.22

Myostatin	
Q204X	0
NT821	0
F94L	0

REMARKS: Volgens die stamboom kan die bul moontlik die Poena geen dra

LOGIX EBV Analysis: 2026-05-18

LOT 27 JAN BOSHOFF BOERDERY EDMS BPK

JHL 230132
2023-10-08 SP

Parentage Sire Dam
DNA ✓ ✓
Genomic

NFS 200077 Pp(c)
NFS 140022 HH(c)
AGE/CALV. 12/9
AVG. WI/CALV. 111/8
ICP 386
BG 080102 HH(c)
JHL 170009
AGE/CALV. 9/6
AVG. WI/CALV. 108/5
ICP 440
JHL 050190
AGE/CALV. 13/9
AVG. WI/CALV. 95/7
ICP 464

MCU 090078 P
MCU 100006 PP(c)
AGE/CALV. 9/6
AVG. WI/CALV. 91/6
LAR 070037
NFS 090087
AGE/CALV. 7/4
AVG. WI/CALV. 110/4
WAT 050342
BG 980010
AGE/CALV. 12/7
AVG. WI/CALV. 111/7
DNT 950113
JHL 000037
AGE/CALV. 8/6
AVG. WI/CALV. 94/6

Calving Ease Value	Weaner Calf Value	Fertility Value	Maintenance Value	Cow Value	Growth Value	Carcass Value
88	139	106	69	126	134	139

Calf and Mother			Fertility				Post-Wean Growth			Frame			Carcass		
Birth Dir.	Wean Dir.	Wean Mat.	Scr. Circ.	Heifer Fert.	Cow Fert.	Longev.	Post Wean	ADG	FCR	Mature Weight	Height	Length	EMA	Fat	Mar
87	134	106	93	94	112	99	134	136	119	138	144	149	116	76	101

Wean Index	365D Index	540D Index	ADG Index	FCR Index	Scrotum	LH
115	-	-	108	-	329	1.25

Myostatin	
Q204X	0
NT821	0
F94L	0

REMARKS:

LOGIX EBV Analysis: 2026-05-18

BULLE

LOT 28 JAN BOSHOFF BOERDERY EDMS BPK

JHL 230155
2023-11-04 SP

Ouerskap Vaar Moer
 DNS ✓ ✓
 Genomies

JHL 170037 Pp(c)
 OUD/KALW. 9/6
 GEM. SI/KALW. 96/6
 TKP 392

MCU 130126 Pp(c) — MCU 090078 P
 OUD/KALW. 9/6
 GEM. SI/KALW. 91/6

NFS 140022 HH(c) — LAR 070037
 OUD/KALW. 12/9
 GEM. SI/KALW. 111/8
 TKP 386

HDT 120020 Pp(c) — HDT 080015
 OUD/KALW. 14/11
 GEM. SI/KALW. 97/10

JHL 110043 — HDT 080079 P
 OUD/KALW. 7/4
 GEM. SI/KALW. 100/4
 TKP 435

KAN 010111
 JHL 030133
 OUD/KALW. 12/9
 GEM. SI/KALW. 97/9

Geboortegemak Waarde	Speenkalf Waarde	Vrugbaarheids-waarde	Onderhouds-waarde	Koeiwaarde	Groei-waarde	Karkas-waarde
95	107	115	86	112	122	125

Kalf en Moeder			Vrugbaarheid				Na-Speen Groei			Raam			Karkas		
Geb. Dir.	Spn. Dir.	Spn. Mat.	Skr. Omtr.	Vers Vrugb.	Koei Vrugb.	Lankl.	Na-Speen	GDT	VOV	Volw. Gewig	Hoogte	Lengte	OSO	Vet	Mar
95	113	96	100	109	114	106	118	128	123	115	141	139	100	122	110

Spn. Indeks	365D Indeks	540D Indeks	GDT Indeks	VOV Indeks	Skrotum	LH
95	-	-	102	-	352	1.22

Miostation	
Q204X	0
NT821	0
F94L	0

OPMERKINGS: LOGIX EBV Analise: 2026-05-18

LOT 29 BOSHOFF BONSMARAS

CHC 230004 HH(c)
2023-04-08 SP

Ouerskap Vaar Moer
 DNS ✓ ✓
 Genomies

CHC 140078
 OUD/KALW. 11/8
 GEM. SI/KALW. 101/7
 TKP 471

JG 120650 Pp(c) — JG 090523
 OUD/KALW. 7/5
 GEM. SI/KALW. 102/5

JG 120695 — WAT 090194
 OUD/KALW. 7/4
 GEM. SI/KALW. 95/4
 TKP 418

JHL 100327 — JG 100271
 OUD/KALW. 6/4
 GEM. SI/KALW. 96/4

JHL 020065
 OUD/KALW. 13/9
 GEM. SI/KALW. 113/9

JJ 040121

CHC 110334
 OUD/KALW. 5/4
 GEM. SI/KALW. 100/3
 TKP 413

Geboortegemak Waarde	Speenkalf Waarde	Vrugbaarheids-waarde	Onderhouds-waarde	Koeiwaarde	Groei-waarde	Karkas-waarde
90	100	74	80	81	124	145

Kalf en Moeder			Vrugbaarheid				Na-Speen Groei			Raam			Karkas		
Geb. Dir.	Spn. Dir.	Spn. Mat.	Skr. Omtr.	Vers Vrugb.	Koei Vrugb.	Lankl.	Na-Speen	GDT	VOV	Volw. Gewig	Hoogte	Lengte	OSO	Vet	Mar
85	106	103	104	71	89	92	112	127	114	122	124	126	95	144	124

Spn. Indeks	365D Indeks	540D Indeks	GDT Indeks	VOV Indeks	Skrotum	LH
96	-	-	126	-	342	1.25

Miostation	
Q204X	0
NT821	0
F94L	0

OPMERKINGS: LOGIX EBV Analise: 2026-05-18

LOT 30 JAN BOSHOFF BOERDERY EDMS BPK

JHL 230093 HH(c)
2023-09-16 SP

Ouerskap Vaar Moer
 DNS ✓ ✓
 Genomies ✓

JHL 170040 P
 OUD/KALW. 9/6
 GEM. SI/KALW. 100/6
 TKP 396

HDT 130045 HH(c) — LAR 080290
 OUD/KALW. 15/13
 GEM. SI/KALW. 97/13

AJF 130323 — HDT 080082
 OUD/KALW. 12/10
 GEM. SI/KALW. 105/9
 TKP 390

AJF 110285 — AJF 110557
 OUD/KALW. 3/2
 GEM. SI/KALW. 102/2

HDT 120020 Pp(c) — HDT 080015
 OUD/KALW. 14/11
 GEM. SI/KALW. 97/10

HDT 080079 P
 OUD/KALW. 14/11
 GEM. SI/KALW. 97/10

JJ 040121

JHL 100016 — JHL 030191
 OUD/KALW. 16/12
 GEM. SI/KALW. 96/12
 TKP 393

GEM. SI/KALW. 94/7

Geboortegemak Waarde	Speenkalf Waarde	Vrugbaarheids-waarde	Onderhouds-waarde	Koeiwaarde	Groei-waarde	Karkas-waarde
86	112	110	74	104	142	133

Kalf en Moeder			Vrugbaarheid				Na-Speen Groei			Raam			Karkas		
Geb. Dir.	Spn. Dir.	Spn. Mat.	Skr. Omtr.	Vers Vrugb.	Koei Vrugb.	Lankl.	Na-Speen	GDT	VOV	Volw. Gewig	Hoogte	Lengte	OSO	Vet	Mar
84	126	76	72	113	112	92	130	144	126	133	152	150	103	78	106

Spn. Indeks	365D Indeks	540D Indeks	GDT Indeks	VOV Indeks	Skrotum	LH
104	-	-	123	-	314	1.23

Miostation	
Q204X	0
NT821	0
F94L	0

OPMERKINGS: LOGIX EBV Analise: 2026-05-18

Dier Info				Actual Values					Expected Breeding Values										Indices			Dam			
LOT	Animal ID	Sex	SEC	Birth Wt (kg)	205d Wt (kg)	CCB Ratio	Length Height Ratio	Scr. Circ. (mm)	Birth Dir (kg)	Birth Mat (kg)	Wean Dir (kg)	Wean Mat (kg)	Post Wean (kg)	Mature Weight. (kg)	ADG (g/d)	FCR (kg:kg)	Scr. Circ. (mm)	Height. (mm)	Length (mm)	Wean	ADG	Scr. Circ.	Avg. Wean Index	Nr. Calves	Repr. Index
Breed Average				37	255	5.05	1.24	355	0.99	-0.29	14.9	3.6	25	22	79	-37	12.7	-3.0	14.0	104	104	103	103	6.0	103
Auction Average									1.49	-0.52	19.6	3.6	37	41	133	-52	14.5	11	30						
1	JHL 230030	M	SP	37	237	-	1.26	383	0.65	-1.54	22.7	0.5	38.3	50.4	146	-57	23.4	2	26	105	107	118	103	6	110
2	CHC 230052	M	B	36	226	-	1.26	337	0.81	-0.31	11.7	7.1	31.7	35.6	119	-23	1	5	25	93	102	80	95	12	115
3	JHL 220254	M	SP	38	274	-	1.24	371	3.90	-1.42	24.2	8.0	34.6	34.1	116	-64	15.5	14	32	103	104	105	103	6	110
4	JHL 230024	M	SP	38	244	-	1.25	366	1.76	-0.80	11.1	3.1	25.0	30.0	117	-63	12.9	18	29	108	111	100	100	9	107
5	JHL 230029	M	SP	36	233	-	1.24	361	3.06	0.57	21.8	3.5	43.9	37.5	122	-37	22.8	-12	17	103	99	117	100	4	99
6	CHC 230017	M	SP	35	248	-	1.23	371	1.23	-0.62	14.5	7.7	20.0	29.4	48	-21	21.3	-8	6	104	100	115	103	3	104
7	JHL 230033	M	SP	30	284	-	1.24	356	-0.11	-0.88	14.8	6.2	20.9	20.4	72	-41	14.9	0	14	119	102	104	119	2	101
8	JHL 220071	M	SP	38	319	-	1.24	369	0.66	-0.38	28.6	-2.0	43.4	55.2	104	-58	33.1	1	32	123	97	135	117	7	109
9	JHL 230138	M	SP	37	244	-	1.26	317	0.55	-0.95	22.8	-8.7	48.8	44.6	155	-47	.4	10	26	95	116	79	99	5	109
10	JHL 230036	M	SP	39	251	-	1.27	355	1.95	-0.41	21.1	2.8	44.1	55.2	148	-78	18.2	29	48	111	99	109	117	7	109
11	CHC 230040	M	B	37	240	-	1.23	347	1.26	-0.11	10.8	8.9	25.9	36.6	34	-20	7.3	6	21	99	95	91	98	11	107
12	TMB 190311	M	SP	32	292	5.05	1.23	362	-1.21	-1.89	11.1	-1.2	19.2	0.0	116	-45	12.7	-7	4	102	91	100	103	10	114
13	CHC 230066	M	SP	37	258	-	1.23	346	1.83	-0.13	28.4	-4.6	49.2	49.2	154	-44	7.5	-1	27	108	106	91	94	5	95
14	CHC 230043	M	B	37	251	-	1.26	355	1.65	-0.32	13.3	15.4	33.1	34.4	51	-18	16.2	2	26	105	104	106	117	10	106
15	JHL 230134	M	SP	37	242	-	1.24	342	2.01	-0.04	8.1	10.8	22.1	31.1	139	-54	9.6	15	25	94	111	95	102	11	97
16	JHL 230043	M	SP	37	237	-	1.21	351	0.61	-0.69	12.1	0.7	23.4	24.0	98	-55	12.9	20	25	105	100	100	98	7	104
17	JHL 230081	M	SP	37	262	-	1.25	381	0.24	-1.00	16.5	-1.8	27.7	21.0	94	-38	19	-2	11	103	100	111	98	9	110
18	JHL 230090	M	SP	36	257	-	1.26	356	0.08	-0.33	18.9	1.3	37.6	41.7	93	-36	19.3	1	21	102	97	111	104	3	88
19	JHL 230140	M	SP	37	257	-	1.22	369	2.92	-0.09	26.2	14.0	58.4	61.9	260	-85	23.6	27	52	95	109	119	98	4	116
20	JHL 230142	M	SP	38	283	-	1.22	395	2.24	-1.21	25.7	-0.2	28.2	17.8	73	-37	24.7	-14	4	113	107	120	106	4	100
21	CHC 230047	M	SP	38	246	-	1.24	340	2.31	-0.36	26.3	3.3	53.8	64.0	240	-86	9.5	38	60	102	113	95	98	4	96
22	CHC 230039	M	SP	36	220	-	1.31	348	2.14	0.12	20.6	10.3	45.3	49.8	152	-74	17.1	16	50	90	101	107	94	5	96
23	JHL 230025	M	SP	36	229	-	1.23	360	0.33	-0.05	11.6	0.3	22.0	37.6	118	-65	16.4	26	26	101	105	106	94	4	91
24	JHL 230127	M	SP	37	261	-	1.22	359	2.19	0.20	23.6	5.1	43.2	48.4	125	-51	13.2	19	39	103	96	101	107	3	88
25	JHL 230047	M	SP	35	271	-	1.25	354	0.53	0.78	17.9	5.1	36.2	31.8	201	-55	18.5	-2	17	110	100	110	101	3	105

Dier Info				Werklike Syfers					Verwagte Teelwaardes										Indekse			Moeder			
LOT	Dier ID	Geslag	AFD	Geb. Gewig (kg)	205d Gewig (kg)	KKG Verh.	Lengte Hoogte Verh.	Skr. Omtr. (mm)	Geb Dir (kg)	Geb Mat (kg)	Spn Dir (kg)	Spn Mat (kg)	Na-Spn (kg)	Volw. Gewig (kg)	GDT (g/d)	VOV (kg:kg)	Skr. Omtr. (mm)	Hoogte (mm)	Lengte (mm)	Spn.	GDT	Skr. Omtr.	Gem. Spn. Indeks	Aant. Kalw.	Repr. Indeks
Ras Gemiddeld									0.99	-0.29	14.9	3.6	25	22	79	-37	12.7	-3.0	14.0						
Aanbod Gemiddeld				37	255	5.05	1.24	355	1.49	-0.52	19.6	3.6	37	41	133	-52	14.5	11	30	104	104	103	103	6.0	103
26	JHL 230118	M	SP	38	276	-	1.22	356	1.94	-1.18	21.4	4.7	38.8	44.5	64	-35	11.9	8	24	109	91	99	109	9	110
27	JHL 230132	M	SP	38	289	-	1.25	329	2.34	-0.49	33.2	5.6	63.5	77.8	213	-68	8.5	32	57	115	108	93	108	6	95
28	JHL 230155	M	SP	38	245	-	1.22	352	1.55	-0.41	21.6	2.4	46.3	43.9	184	-74	12.7	29	47	95	102	100	96	6	103
29	CHC 230004	M	SP	38	224	-	1.25	342	2.54	-1.20	17.9	4.7	40.6	54.8	179	-60	15.2	16	36	96	126	104	101	8	96
30	JHL 230093	M	SP	38	264	-	1.23	314	2.64	-0.53	28.9	-3.6	58.7	71.0	243	-79	-3.8	38	58	104	123	72	100	6	103

EXPLANATION OF CATALOGUE ABBREVIATIONS		VERDUIDELIKING VAN KATALOGUS AFKORTINGS	
Lot Number	LOT	LOT	Lot Nommer
Estimated breeding value	EBV	EBV	Beraamde teelwaarde
Parentage verification	Parentage	Ouerskap	Ouerskap verifikasie
Age in years / Number of calvings	AGE. / CALV.	OOD. / KALF.	Ouderdom in jaar / Aantal kalwings
Average Wean index / Number of calves weaned	Ave WI / CALV.	GEM SI / KALF.	Gemiddelde speen indeks / Aantal kalwers gespeen
Animal identification number	ID	ID	Dier se identifikasie nommer
Herd Book Section	SEC	AFD	Kuddeboek Afdeling
Herd Book Section: Pending Registration	PEN	PEN	Kuddeboek Afdeling: Wag vir Registrasie
Herd Book Section: Not for Registration	NFR	NFR	Kuddeboek Afdeling: Nie vir Registrasie
Herd Book Section: Foundation Generation	FO	FO	Kuddeboek Afdeling: Fondasie Generasie
Herd Book Section: Appendix A	A	A	Kuddeboek Afdeling: Aanhangsel A
Herd Book Section: Appendix B	B	B	Kuddeboek Afdeling: Aanhangsel B
Herd Book Section: Studbook Proper, a registered animal	SP	SP	Kuddeboek Afdeling: Studbook Proper, 'n geregistreerde dier
Genomically Tested	GT	GT	Genomies Getoets
Homozygous Horned (Celtic test)	HH(c)	HH(c)	Homosigoties horings (Celtic toets)
Homozygous Polled (Celtic test)	PP(c)	PP(c)	Homosigoties Poena (Celtic toets)
Heterozygous Polled (Celtic test)	Pp(c)	Pp(c)	Heterosigoties Poena (Celtic toets)
Phenotypically Polled	P	P	Fenotopies Poena
Intercalving Period	ICP	TKP	Tussen-Kalf Periode
Birth Direct breeding value	Birth Dir.	Geb. Dir	Geboorte Direk teelwaarde
Wean Direct breeding value	Wean Dir.	Spn. Dir.	Speen Direk teelwaarde
Wean Maternal breeding value	Wean Mat.	SPn. Mat.	Speen Maternaal teelwaarde
Scrotal Circumference	Scr. Circ.	Skr. Omt.	Skrotum omtrek
Heifer Fertility	Heifer Fert.	Vers Vrugb.	Vers Vrugbaarheid
Cow Fertility	Cow Fert.	Koei Vrugb.	Koei Vrugbaarheid
Longevity	Longev.	Lankl.	Lanklewendheid
Mature Weight	Mat. Wt.	Volw. Gewig	Volwasse gewig
Average Daily Gain (g/day)	ADG	GDT	Gemiddelde Daaglikse Toename
Feed Conversion Ratio (kg:kg)	FCR	VOV	Voeromset Verhouding
Eye Muscle Area	EMA	OSO	Oogspier grootte
Backfat Thickness	Fat	Vet	Rugvet Diepte
Marbeling (intra-muscular fat)	Mar	Mar	Marmering (binne-spierse vet)
365-day weight index	365D Index	365D Indeks	365-dae gewig indeks
540-day weight index	540D Index	540D Indeks	540-dae gewig indeks
Length-Height ratio	LH	LH	Lengte-Hoogte Verhouding
Actual Birth weight	Birth Wt.	Geb. gewig	Werklike Geboorte gewig
205-day Dam-age corrected weight	205d Wt.	205d gewig	205-dag Moeder-ouderdom gekorrigeerde gewig
Cow-Calf Birth Ratio	CCG	KKG	Koei-Kalf Geboorte Verhouding
Cow-Calf Wean Ratio	CCW	KKS	Koei-Kalf Speen Verhouding
Average Weaning Index	Avg. Wean Index	Gem. Spn. Indeks	Gemiddelde speen indeks
Number of Calves	Nr. Calves	Aant. Kalw.	Aantal kalwers
Reproduction Index	Repr. Index	Repr. Indeks	Reproduksie indeks
Animal sex: M - Male, F - Female	M / F	M / V	Dier geslag: M - Manlik, V - Vroulik